

2018 SANTA FE PLEIN AIR FIESTA

Tuesday Paint-Out

SANTA FE RAILYARD PARK








There are a multitude of beautiful park scenes in the Railyard Park and great market scenes at the Railyard Plaza. The permit secured for SFPAF provides for unlimited painting from 8 am to 4 pm, including underneath the Shade Structure near the Farmers Market. Avoid setting up in fire lanes, train platforms or pedestrian/bicycle pathways. Restrooms are available in the Farmers Market building and in the park behind Site Santa Fe.

Directions from the Santa Fe Plaza:

1. Head (South) from the SE corner of the Plaza on Cathedral Pl. for 0.25 miles.
2. Turn RIGHT (West) onto E Alameda St. for 1.1 miles.
3. Turn LEFT (South) onto S. Guadalupe St. for 1 mile.
4. Turn RIGHT (West) onto Paseo de Peralta for 0.25 miles.
5. Turn RIGHT (North) onto Camino de la Familia.
6. Park in the metered parking areas or continue to the end of Camino de la Familia and park in the parking garage.



-  RESTROOMS
-  ATM
-  PARKING
-  BUS STOPS
-  SANTA FE PICKUP
Free Downtown Shuttle
-  FUTURE DEVELOPMENT
-  COMING SOON

← GUADALUPE BUSINESS DISTRICT →